WHERE VALUE MEETS EXCELLENCE.

PRIME TAPS

COMBO TAPS

GOLD-P DRILLS







17 sets to discover

Precision in every Hole & Thread.

If it's not perfect, it's not YG-1.

YG

GOLD-P Drill

PROMOTIONAL SETS

GOLD-P COATED DRILL SETS

GOLD-P BESCHICHTETE BOHRER SETS
COFFRETS DE FORETS GOLD-P REVÊTUS
SET DI PUNTE GOLD-P



DIN338 DRILL SETS JOBBER LENGTH Gold-P coated Drills

EDP No.	DESCRIPTON	SIZE	Q'TY
D1GP165SET1	HSS Straight Shank, Split Point (Ø1.0 & Ø1.5 : NORMAL point)	1.0-10.0x0.5mm step	19 pcs
D1GP165SET2	HSS Straight Shank, Split Point (Ø1.0 & Ø1.5 : NORMAL point)	1.0-13.0x0.5mm step	25 pcs
D1GP165SET3	HSS Straight Shank, Split Point (Ø1.0 & Ø1.5 : NORMAL point)	1.0-10.5x0.5mm step +3.3 +4.2 +6.8 +10.2	24 pcs
DLGP195SET1	HSS-E Straight Shank, Split Point (Ø1.0 & Ø1.5 : NORMAL point)	1.0-10.0x0.5mm step	19 pcs
DLGP195SET2	HSS-E Straight Shank, Split Point (Ø1.0 & Ø1.5 : NORMAL point)	1.0-13.0x0.5mm step	25 pcs
DLGP195SET3	HSS-E Straight Shank, Split Point (Ø1.0 & Ø1.5 : NORMAL point)	1.0-10.5x0.5mm step +3.3 +4.2 +6.8 +10.2	24 pcs
DLGPSET982	HSS-E Straight Shank, Split Point (Ø1.0 & Ø1.5 : NORMAL point)	1.0-10.0x0.1mm step	91 pcs

HSS, STRAIGHT SHANK DRILLS, GOLD-P COATED

JOBBER

HSS SPIRALBOHRER, GOLD-P BESCHICHTET
Forets GOLD-P HSS queue cylindrique revêtus, série courte
PUNTE IN HSS, GAMBO CILINDRICO, GOLD-P

KURZ
COURTE
CORTA

▶**Flute Geometry** : Right hand helix
▶**Point Angle** : 118˚, Normal point
▶**Surface treatment** : Bright body, TiN coating on working area
▶**Application** : Drilling unalloyed and alloyed steels,stainless steels as well as certain cast irons, non-ferrous and heat resistant materials

▶**Nutenform** : Rechtsspirale
▶**Spitzenwinkel** : 118° Normalanschliff
▶**Oberfläche** : Blank mit TiN-Beschichtung im Arbeitsbereich
▶**Anwendung** : Bohren von unlegierten und legierten Stählen, nichtrostenden Stählen sowie bestimmten Gusseisen, Nichteisenmetallen und hitzebeständigen Werkstoffen



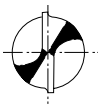

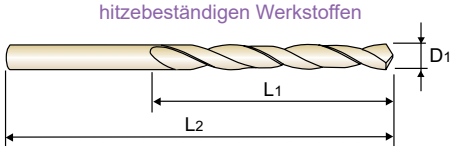

DIN 338 | HSS | N ≈ 30° | h8 | 118° | TiN



D1GP165SET1

Drill Diameter	Flute Length	Overall Length
D1	L1	L2
1.0	12	34
1.5	18	40
2.0	24	49
2.5	30	57
3.0	33	61
3.5	39	70
4.0	43	75
4.5	47	80
5.0	52	86
5.5	57	93
6.0	57	93
6.5	63	101
7.0	69	109
7.5	69	109
8.0	75	117
8.5	75	117
9.0	81	125
9.5	81	125
10.0	87	133



D1GP165SET2

Drill Diameter	Flute Length	Overall Length
D1	L1	L2
D1GP165ET1 +		
10.5	87	133
11.0	94	142
11.5	94	142
12.0	101	151
12.5	101	151
13.0	101	151



D1GP165SET3

Drill Diameter	Flute Length	Overall Length
D1	L1	L2
D1GP165ET1 +		
3.3	36	65
4.2	43	75
6.8	69	109
10.2	87	133
10.5	87	133

Unit : mm

◎ : Excellent ○ : Good

ISO	P											M			K					
Material Description	Non-alloy steel					Low alloy steel				High alloyed steel, and tool steel		Stainless steel			Grey cast iron		Nodular cast iron		Malleable cast iron	
VDI 3323	1	2	3	4	5	6	7	8	9	10	11	12	13	14	15	16	17	18	19	20
HRc		13	25	28	32	10	29	32	38	15	35	15	23	10	10	26	3	25		21
HB	125	190	250	270	300	180	275	300	350	200	325	200	240	180	180	260	160	250	130	230
Recommended	◎	◎	◎	○		◎	○	○		○		◎	○	○	○	○	○		○	

ISO	N										S							H			
Material Description	Aluminum-wrought alloy		Aluminum-cast, alloyed			Copper and Copper Alloys (Bronze / Brass)			Non Metallic Materials		Heat Resistant Super Alloys					Titanium Alloys		Hardened steel		Chilled Cast Iron	Hardened Cast Iron
VDI 3323	21	22	23	24	25	26	27	28	29	30	31	32	33	34	35	36	37	38	39	40	41
HRc											15	30	25	38	34			55	60	42	55
HB	60	100	75	90	130	110	90	100			200	280	250	350	320	400 Rm	1050 Rm	550	630	400	550
Recommended	○	○	○						○							○					

HSS-E, STRAIGHT SHANK DRILLS, GOLD-P COATED

JOBBER

HSS-E SPIRALBOHRER, GOLD-P BESCHICHTET
Forets GOLD-P HSS-E queue cylindrique revêtus, série courte
PUNTE IN HSS-E, GAMBO CILINDRICO, GOLD-P

KURZ
COURTE
CORTA

▶**Flute Geometry** : Right hand helix
▶**Point Angle** : 135˚, under 1.6mm : Normal point
1.6mm & over : Split point
▶**Surface treatment** : Bright body, TiN coating on working area
▶**Application** : Deep hole drilling in unalloyed and alloyed steels, stainless steels as well as certain cast irons, non-ferrous and heat resistant materials

▶**Nutenform** : Rechtsspirale
▶**Spitzenwinkel** : 135°, unter 1.6mm : Normalanschliff
1.6mm & über : Kreuzanschliff
▶**Oberfläche** : Blank mit TiN-Beschichtung im Arbeitsbereich
▶**Anwendung** : Bohren tiefer Bohrungen in unlegierten und legierten Stählen, nichtrostenden Stählen sowie bestimmten Gusseisen, Nichteisenmetallen und hitzebeständigen Werkstoffen



DIN 338 | HSS-E | 33° | h8 | 135° | TiN

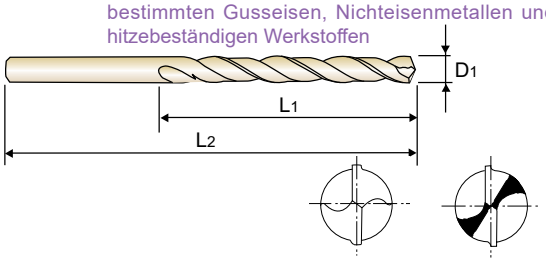







DLGP195SET1

Drill Diameter	Flute Length	Overall Length
D1	L1	L2
1.0	12	34
1.5	18	40
2.0	24	49
2.5	30	57
3.0	33	61
3.5	39	70
4.0	43	75
4.5	47	80
5.0	52	86
5.5	57	93
6.0	57	93
6.5	63	101
7.0	69	109
7.5	69	109
8.0	75	117
8.5	75	117
9.0	81	125
9.5	81	125
10.0	87	133

DLGP195SET2

Drill Diameter	Flute Length	Overall Length
D1	L1	L2
DLGP195ET1 +		
10.5	87	133
11.0	94	142
11.5	94	142
12.0	101	151
12.5	101	151
13.0	101	151

DLGP195SET3

Drill Diameter	Flute Length	Overall Length
D1	L1	L2
DLGP195ET1 +		
3.3	36	65
4.2	43	75
6.8	69	109
10.2	87	133
10.5	87	133

Unit : mm

◎ : Excellent ○ : Good

ISO	P											M			K					
Material Description	Non-alloy steel					Low alloy steel				High alloyed steel, and tool steel		Stainless steel			Grey cast iron		Nodular cast iron		Malleable cast iron	
VDI 3323	1	2	3	4	5	6	7	8	9	10	11	12	13	14	15	16	17	18	19	20
HRc		13	25	28	32	10	29	32	38	15	35	15	23	10	10	26	3	25		21
HB	125	190	250	270	300	180	275	300	350	200	325	200	240	180	180	260	160	250	130	230
Recommended	◎	◎	◎	○		◎	○	○		○		◎	○	○	○	○	○		○	

ISO	N										S							H			
Material Description	Aluminum-wrought alloy		Aluminum-cast, alloyed			Copper and Copper Alloys (Bronze / Brass)			Non Metallic Materials		Heat Resistant Super Alloys					Titanium Alloys		Hardened steel		Chilled Cast Iron	Hardened Cast Iron
VDI 3323	21	22	23	24	25	26	27	28	29	30	31	32	33	34	35	36	37	38	39	40	41
HRc											15	30	25	38	34			55	60	42	55
HB	60	100	75	90	130	110	90	100			200	280	250	350	320	400 Rm	1050 Rm	550	630	400	550
Recommended	○	○	○						○							○					

HSS-E, STRAIGHT SHANK DRILLS, GOLD-P COATED

JOBBER

HSS-E SPIRALBOHRER, GOLD-P BESCHICHTET
KURZ

Forets GOLD-P HSS-E queue cylindrique revêtus, série courte
COURTE

PUNTE IN HSS-E, GAMBO CILINDRICO, GOLD-P
CORTA

▶**Flute Geometry** : Right hand helix
▶**Point Angle** : 135˚, under 1.6mm : Normal point
1.6mm & over : Split point
▶**Surface treatment** : Bright body, TiN coating on working area
▶**Application** : Deep hole drilling in unalloyed and alloyed steels, stainless steels as well as certain cast irons, non-ferrous and heat resistant materials.

▶**Nutenform** : Rechtsspirale
▶**Spitzenwinkel** : 135°, unter 1.6mm : Normalanschliff
1.6mm & über : Kreuzanschliff
▶**Oberfläche** : Blank mit TiN-Beschichtung im Arbeitsbereich
▶**Anwendung** : Bohren tiefer Bohrungen in unlegierten und legierten Stählen, nichtrostenden Stählen sowie bestimmten Gusseisen, Nichteisenmetallen und hitzebeständigen Werkstoffen



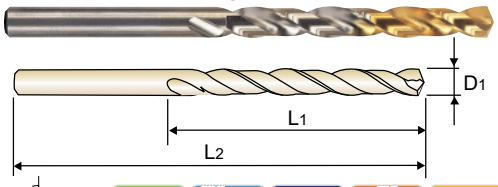

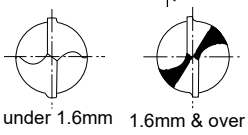



Drill Diameter D1	Flute Length L1	Overall Length L2
1.0	12	34
1.1	14	36
1.2	16	38
1.3	16	38
1.4	18	40
1.5	18	40
1.6	20	43
1.7	20	43
1.8	22	46
1.9	22	46
2.0	24	49
2.1	24	49
2.2	27	53
2.3	27	53
2.4	30	57
2.5	30	57
2.6	30	57
2.7	33	61
2.8	33	61
2.9	33	61
3.0	33	61
3.1	36	65
3.2	36	65
3.3	36	65
3.4	39	70
3.5	39	70
3.6	39	70
3.7	39	70
3.8	43	75
3.9	43	75
4.0	43	75
4.1	43	75
4.2	43	75
4.3	47	80
4.4	47	80
4.5	47	80
4.6	47	80
4.7	47	80
4.8	52	86
4.9	52	86
5.0	52	86
5.1	52	86
5.2	52	86
5.3	52	86
5.4	57	93
5.5	57	93
5.6	57	93
5.7	57	93
5.8	57	93
5.9	57	93
6.0	57	93
6.1	63	101
6.2	63	101
6.3	63	101
6.4	63	101
6.5	63	101
6.6	63	101
6.7	63	101
6.8	69	109
6.9	69	109
7.0	69	109
7.1	69	109
7.2	69	109
7.3	69	109
7.4	69	109
7.5	69	109
7.6	75	117
7.7	75	117
7.8	75	117
7.9	75	117
8.0	75	117
8.1	75	117
8.2	75	117
8.3	75	117
8.4	75	117
8.5	75	117
8.6	81	125
8.7	81	125
8.8	81	125
8.9	81	125
9.0	81	125
9.1	81	125
9.2	81	125
9.3	81	125
9.4	81	125
9.5	81	125
9.6	87	133
9.7	87	133
9.8	87	133
9.9	87	133
10.0	87	133

Unit : mm

◎ : Excellent ○ : Good

ISO	P											M			K					
Material Description	Non-alloy steel					Low alloy steel				High alloyed steel, and tool steel		Stainless steel			Grey cast iron		Nodular cast iron		Malleable cast iron	
VDI 3323	1	2	3	4	5	6	7	8	9	10	11	12	13	14	15	16	17	18	19	20
HRc		13	25	28	32	10	29	32	38	15	35	15	23	10	10	26	3	25		21
HB	125	190	250	270	300	180	275	300	350	200	325	200	240	180	180	260	160	250	130	230
Recommended	◎	◎	◎	○		◎	○	○		○		◎	○	○	○	○	○		○	

ISO	N										S							H			
Material Description	Aluminum-wrought alloy		Aluminum-cast, alloyed			Copper and Copper Alloys (Bronze / Brass)			Non Metallic Materials		Heat Resistant Super Alloys					Titanium Alloys		Hardened steel		Chilled Cast Iron	Hardened Cast Iron
VDI 3323	21	22	23	24	25	26	27	28	29	30	31	32	33	34	35	36	37	38	39	40	41
HRc											15	30	25	38	34			55	60	42	55
HB	60	100	75	90	130	110	90	100			200	280	250	350	320	400 Rm	1050 Rm	550	630	400	550
Recommended	○	○	○						○							○					



Registered
ISO 9001:2015 / ISO 14001:2015

WORLD CLASS PRODUCT OF KOREA 1
세계일류상품

Combo TAP YG

PROMOTIONAL SETS

Bright **TC804SET7**
TiN **TD804SET7**

M ISO METRIC COARSE THREADS DIN 13

- METRISCHES ISO-GEWINDE DIN 13
- ISO MÉTRIQUE DIN13
- ISO METRICO PASSO GROSSO DIN 13

Machine taps
Maschinengewindebohrer

▶ For using multi-purpose and correct thread profiles & long tool life due to special tap geometry. YG-1 company has a patent.

▶ Für vielfältigen Einsatz, genaue Gewindeprofile und lange Standzeitendank einer besonderen Schneidengeometrie. Von YG-1 patentiert.

DIN 371



DIN 376



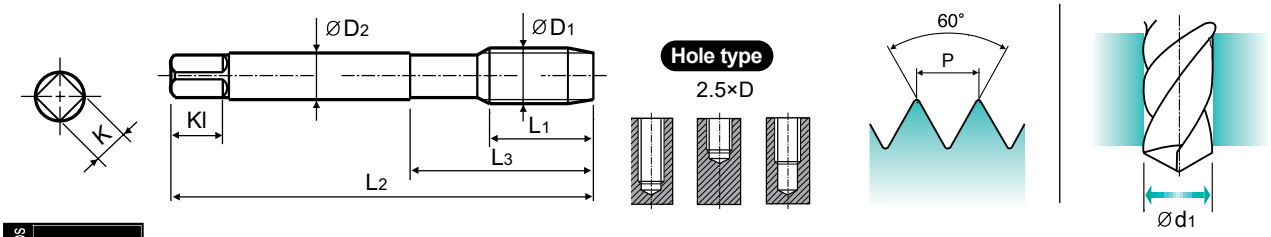

Material groups **MU** HSS-E | DIN 371/376 | 6H | 60° | C | R40 | Bright TiN



7 pcs

Unit : mm

SIZE	Pitch	EDP No.		Thread Length	Overall Length	Neck Length	Shank Diameter	Tapping Drill Diameter
ØD1	P	Bright	TiN	L1	L2	L3	ØD2	Ød1
M3	× 0.5	**TC804206**	**TD804206**	6	56	18	3.5	2.5
M4	× 0.7	**TC804246**	**TD804246**	7	63	21	4.5	3.3
M5	× 0.8	**TC804286**	**TD804286**	8	70	25	6	4.2
M6	× 1.0	**TC804316**	**TD804316**	10	80	30	6	5
M8	× 1.25	**TC804366**	**TD804366**	13	90	35	8	6.8
M10	× 1.5	**TC804426**	**TD804426**	15	100	39	10	8.5
M12	× 1.75	**TC804506**	**TD804506**	18	110	44	9	10.2

◎ : Excellent ○ : Good

ISO	P											M			K					
Material Description	Non-alloy steel					Low alloy steel				High alloyed steel, and tool steel		Stainless steel			Grey cast iron		Nodular cast iron		Malleable cast iron	
VDI 3323	1	2	3	4	5	6	7	8	9	10	11	12	13	14	15	16	17	18	19	20
HRc		13	25	28	32	10	29	32	38	15	35	15	23	10	10	26	3	25		21
HB	125	190	250	270	300	180	275	300	350	200	325	200	240	180	180	260	160	250	130	230
Recommended	○	◎	◎	◎	◎	◎	◎	◎	◎	○		◎	◎	◎	◎	◎	◎	◎		

ISO	N										S							H			
Material Description	Aluminum-wrought alloy		Aluminum-cast, alloyed			Copper and Copper Alloys (Bronze / Brass)			Non Metallic Materials		Heat Resistant Super Alloys					Titanium Alloys		Hardened steel		Chilled Cast Iron	Hardened Cast Iron
VDI 3323	21	22	23	24	25	26	27	28	29	30	31	32	33	34	35	36	37	38	39	40	41
HRc											15	30	25	38	34			55	60	42	55
HB	60	100	75	90	130	110	90	100			200	280	250	350	320	400Rm	1050Rm	550	630	400	550
Recommended			◎			◎	◎	◎													

M ISO METRIC COARSE THREADS DIN 13

METRISCHES ISO-GEWINDE DIN 13
ISO MÉTRIQUE DIN13
ISO METRICO PASSO GROSSO DIN 13

Machine taps
Maschinengewindebohrer

▶ For using multi-purpose and correct thread profiles & long tool life due to special tap geometry. YG-1 company has a patent.

▶ Für vielfältigen Einsatz, genaue Gewindeprofile und lange Standzeitendank einer besonderen Schneidengeometrie. Von YG-1 patentiert.

DIN 371



DIN 376



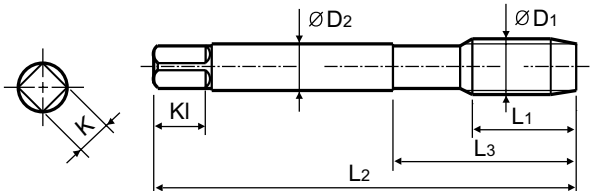

Hole type
3.0×D

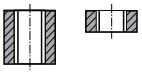

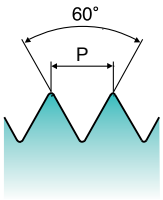

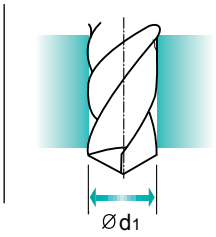



Material groups **MU** | HSS-E | DIN 371/376 | 6H | 60° | B | Bright TiN

Unit : mm

SIZE	Pitch	EDP No.		Thread Length	Overall Length	Neck Length	Shank Diameter	Tapping Drill Diameter
ØD1	P	Bright	TiN	L1	L2	L3	ØD2	Ød1
M3	× 0.5	TC814206	TD814206	11	56	18	3.5	2.5
M4	× 0.7	TC814246	TD814246	13	63	21	4.5	3.3
M5	× 0.8	TC814286	TD814286	15	70	25	6	4.2
M6	× 1.0	TC814316	TD814316	17	80	30	6	5
M8	× 1.25	TC814366	TD814366	20	90	35	8	6.8
M10	× 1.5	TC814426	TD814426	22	100	39	10	8.5
M12	× 1.75	TC814506	TD814506	24	110	44	9	10.2

◎ : Excellent ○ : Good

ISO	P											M			K					
Material Description	Non-alloy steel					Low alloy steel				High alloyed steel, and tool steel		Stainless steel			Grey cast iron		Nodular cast iron		Malleable cast iron	
VDI 3323	1	2	3	4	5	6	7	8	9	10	11	12	13	14	15	16	17	18	19	20
HRc		13	25	28	32	10	29	32	38	15	35	15	23	10	10	26	3	25		21
HB	125	190	250	270	300	180	275	300	350	200	325	200	240	180	180	260	160	250	130	230
Recommended	○	◎	◎	◎	◎	◎	◎	◎	◎	○		◎	◎	◎	◎	◎	◎	◎		

ISO	N										S							H			
Material Description	Aluminum-wrought alloy		Aluminum-cast, alloyed			Copper and Copper Alloys (Bronze / Brass)			Non Metallic Materials		Heat Resistant Super Alloys					Titanium Alloys		Hardened steel		Chilled Cast Iron	Hardened Cast Iron
VDI 3323	21	22	23	24	25	26	27	28	29	30	31	32	33	34	35	36	37	38	39	40	41
HRc											15	30	25	38	34			55	60	42	55
HB	60	100	75	90	130	110	90	100			200	280	250	350	320	400Rm	1050Rm	550	630	400	550
Recommended			◎			◎	◎	◎													



Registered
ISO 9001:2015 / ISO 14001:2015

PROMOTIONAL SETS

TRE30GSSET7

M ISO METRIC COARSE THREADS DIN13

METRISCHES ISO-GEWINDE DIN 13
ISO MÉTRIQUE DIN13
ISO METRICO PASSO GROSSO DIN 13

Machine taps
Maschinengewindebohrer

- High performance on various ductile materials
- Specially designed to prevent oversized threads and reduce gauging problems

- Ausgezeichnete Leistung bei verschiedenen Werkstoffen.
- Speziell entwickelt, um zu gro ß e Gewindedurchmesser zu vermeiden und Messprobleme zu reduzieren.

DIN 371



DIN 376



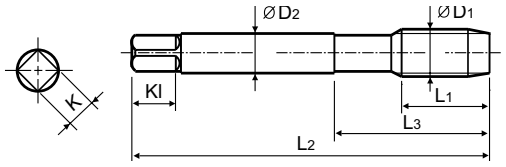

Hole type
2.5×D

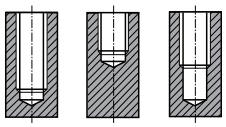

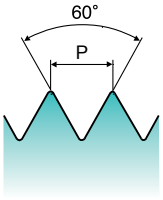

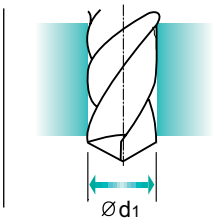

Material groups **MU**

HSS PM | DIN 371/376 | 6HX | 60° | C | R45 | X Coating

Unit : mm

SIZE	Pitch	EDP No.	Thread Length	Overall Length	Neck Length	Shank Diameter	Tapping Drill Diameter
ØD1	P	X-coating	L1	L2	L3	ØD2	Ød1
M3	× 0.5	**TRE30206GS**	4.0	56.0	18.0	3.5	2.5
M4	× 0.7	**TRE30246GS**	5.6	63.0	21.0	4.5	3.3
M5	× 0.8	**TRE30286GS**	6.4	70.0	25.0	6.0	4.2
M6	× 1.0	**TRE30316GS**	8.0	80.0	30.0	6.0	5.0
M8	× 1.25	**TRE30366GS**	13.0	90.0	35.0	8.0	6.8
M10	× 1.5	**TRE30426GS**	15.0	100.0	39.0	10.0	8.5
M12	× 1.75	**TRE30506GS**	18.0	110.0	44.0	9.0	10.3

7 pcs



◎ : Excellent ○ : Good

ISO	P											M			K					
Material Description	Non-alloy steel					Low alloy steel				High alloyed steel, and tool steel		Stainless steel			Grey cast iron		Nodular cast iron		Malleable cast iron	
VDI 3323	1	2	3	4	5	6	7	8	9	10	11	12	13	14	15	16	17	18	19	20
HRc		13	25	28	32	10	29	32	38	15	35	15	23	10	10	26	3	25		21
HB	125	190	250	270	300	180	275	300	350	200	325	200	240	180	180	260	160	250	130	230
Recommended	○	◎	◎	◎	◎	◎	◎	◎	○	○	○	◎	◎	◎	○	○	◎	◎		

ISO	N										S							H			
Material Description	Aluminum-wrought alloy		Aluminum-cast, alloyed			Copper and Copper Alloys (Bronze / Brass)			Non Metallic Materials		Heat Resistant Super Alloys					Titanium Alloys		Hardened steel		Chilled Cast Iron	Hardened Cast Iron
VDI 3323	21	22	23	24	25	26	27	28	29	30	31	32	33	34	35	36	37	38	39	40	41
HRc											15	30	25	38	34			55	60	42	55
HB	60	100	75	90	130	110	90	100			200	280	250	350	320	400Rm	1050Rm	550	630	400	550
Recommended	○	○	◎	◎	○	◎	◎	◎													

M ISO Metric Coarse Threads DIN13

Metrisches ISO-Gewinde DIN 13
ISO MÉTRIQUE DIN13
ISO Metrico passo grosso DIN 13

Machine taps
Maschinengewindebohrer

- High performance on various ductile materials
- Specially designed to prevent oversized threads and reduce gauging problems

- Ausgezeichnete Leistung bei verschiedenen Werkstoffen.
- Speziell entwickelt, um zu große Gewindedurchmesser zu vermeiden und Messprobleme zu reduzieren.

DIN 371



DIN 376



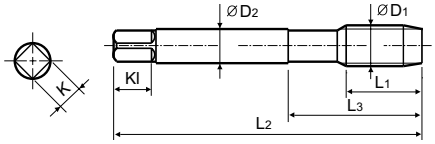

Hole type
3.0×D

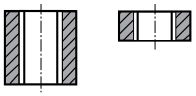

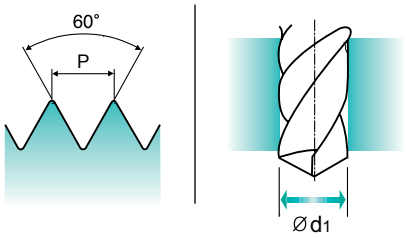



7 pcs

Material groups **MU** | HSS PM | DIN 371/376 | 6HX | 60° | B | X Coating

Unit : mm

SIZE	Pitch	EDP No.	Thread Length	Overall Length	Neck Length	Shank Diameter	Tapping Drill Diameter
ØD1	P	X-coating	L1	L2	L3	ØD2	Ød1
M3	x 0.5	**TRJ15206GS**	11.0	56.0	18.0	3.5	2.5
M4	x 0.7	**TRJ15246GS**	13.0	63.0	21.0	4.5	3.3
M5	x 0.8	**TRJ15286GS**	15.0	70.0	25.0	6.0	4.2
M6	x 1.0	**TRJ15316GS**	17.0	80.0	30.0	6.0	5.0
M8	x 1.25	**TRJ15366GS**	20.0	90.0	35.0	8.0	6.8
M10	x 1.5	**TRJ15426GS**	22.0	100.0	39.0	10.0	8.5
M12	x 1.75	**TRJ15506GS**	24.0	110.0	44.0	9.0	10.3

◎ : Excellent ○ : Good

ISO	P											M					K					
Material Description	Non-alloy steel					Low alloy steel				High alloyed steel, and tool steel		Stainless steel					Grey cast iron		Nodular cast iron		Malleable cast iron	
VDI 3323	1	2	3	4	5	6	7	8	9	10	11	12	13	14	15	16	17	18	19	20		
HRc		13	25	28	32	10	29	32	38	15	35	15	23	10	10	26	3	25		21		
HB	125	190	250	270	300	180	275	300	350	200	325	200	240	180	180	260	160	250	130	230		
Recommended	◎	◎	◎	◎	◎	◎	◎	◎	◎	○	○	◎	◎	◎	◎	◎	◎	◎				

ISO	N										S							H			
Material Description	Aluminum-wrought alloy		Aluminum-cast, alloyed			Copper and Copper Alloys (Bronze / Brass)			Non Metallic Materials		Heat Resistant Super Alloys					Titanium Alloys		Hardened steel		Chilled Cast Iron	Hardened Cast Iron
VDI 3323	21	22	23	24	25	26	27	28	29	30	31	32	33	34	35	36	37	38	39	40	41
HRc											15	30	25	38	34			55	60	42	55
HB	60	100	75	90	130	110	90	100			200	280	250	350	320	400 Rm	1050 Rm	550	630	400	550
Recommended	○	○	◎	◎	○	◎	◎	◎													



Gold-P Drill & Combo TAP Set

PROMOTIONAL SETS

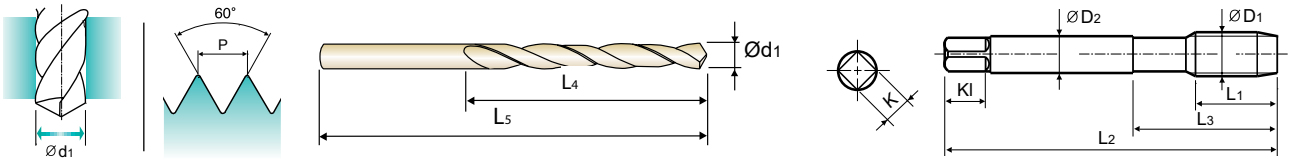

Unit : mm

Tapping Drill Diameter	Flute Length	Overall Length	SIZE	Pitch	Thread Length	Overall Length	Neck Length	Shank Diameter
Ød1	L4	L5	ØD1	P	L1	L2	L3	ØD2
2.5	30	57	M3	× 0.5	11	56	18	3.5
3.3	36	65	M4	× 0.7	13	63	21	4.5
4.2	43	75	M5	× 0.8	15	70	25	6
5	52	86	M6	× 1.0	17	80	30	6
6.8	69	109	M8	× 1.25	20	90	35	8
8.5	75	117	M10	× 1.5	22	100	39	10
10.2	87	133	M12	× 1.75	24	110	44	9

7 pcs

Bright TC804SET7-G1P165

Hole type
2.5×D

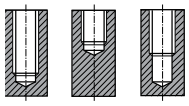



Tapping Drill Ø and Size equivalence	Drill EDP	Thread EDP
Ød1 - ØD1		Bright
2.5 - M3	D1GP165025	TC804206
3.3 - M4	D1GP165033	TC804246
4.2 - M5	D1GP165042	TC804286
5 - M6	D1GP165050	TC804316
6.8 - M8	D1GP165068	TC804366
8.5 - M10	D1GP165085	TC804426
10.2 - M12	D1GP165102	TC804506

Bright TC814SET7-G1P165

Hole type
3.0×D

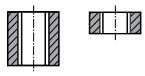



Tapping Drill Ø and Size equivalence	Drill EDP	Thread EDP
Ød1 - ØD1		Bright
2.5 - M3	D1GP165025	TC814206
3.3 - M4	D1GP165033	TC814246
4.2 - M5	D1GP165042	TC814286
5 - M6	D1GP165050	TC814316
6.8 - M8	D1GP165068	TC814366
8.5 - M10	D1GP165085	TC814426
10.2 - M12	D1GP165102	TC814506

TiN TD804SET7-GLP195

Hole type
2.5×D

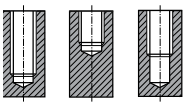



Tapping Drill Ø and Size equivalence	Drill EDP	Thread EDP
Ød1 - ØD1		TIN
2.5 - M3	DLGP195025	TD804206
3.3 - M4	DLGP195033	TD804246
4.2 - M5	DLGP195042	TD804286
5 - M6	DLGP195050	TD804316
6.8 - M8	DLGP195068	TD804366
8.5 - M10	DLGP195085	TD804426
10.2 - M12	DLGP195102	TD804506

TiN TD814SET7-GLP195

Hole type
3.0×D

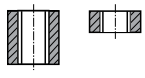



Tapping Drill Ø and Size equivalence	Drill EDP	Thread EDP
Ød1 - ØD1		TIN
2.5 - M3	DLGP195025	TD814206
3.3 - M4	DLGP195033	TD814246
4.2 - M5	DLGP195042	TD814286
5 - M6	DLGP195050	TD814316
6.8 - M8	DLGP195068	TD814366
8.5 - M10	DLGP195085	TD814426
10.2 - M12	DLGP195102	TD814506

+33 (0)1 82 35 07 85 europe@yg1.solutions www.yg1.solutions

MEMO

All countries in EMEA

YG-1 Europe SAS
france@yg1.solutions
+33 172 84 4070

Herramientas YG-1 SL
ventas@yg-1.es
+34 938 297 275

YG-1 Middle East FZE
sales@yg1me.ae
+971 6 522 1419

YG-1 Deutschland GmbH
info@yg-1.de
+49 6173 9667 0

YG-1 Poland
info@yg-1.pl
+48 22 6222587

YG-1 Italy SRL
info@yg1.it
+39 06 71300335

YG-1 Technology Center GmbH
info@yg1-techcenter.de
+49 7364 95597 0

YG1 South Africa (Pty) Ltd.
yg1sales@yg1.co.za
+27 87 160 0779

YG-1 Hungary Kft.
ugyfelszolgalat@yg1.hu
+36 96 999 265

YG-1 EUROPE
europe@yg1.solutions
+33 (0)1 82 35 07 85

Search 'YG-1' on social media outlets

ISO 9001 / ISO 14001